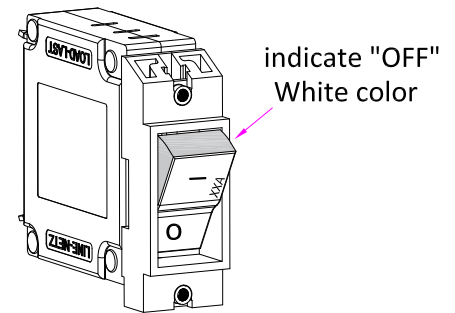
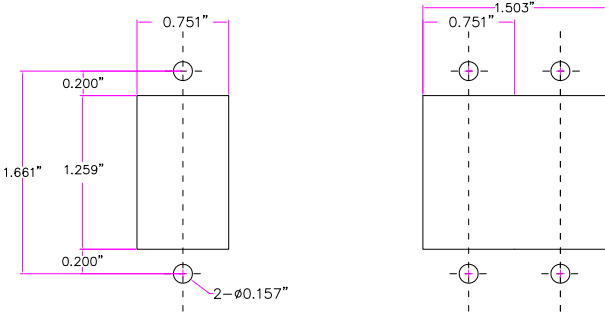


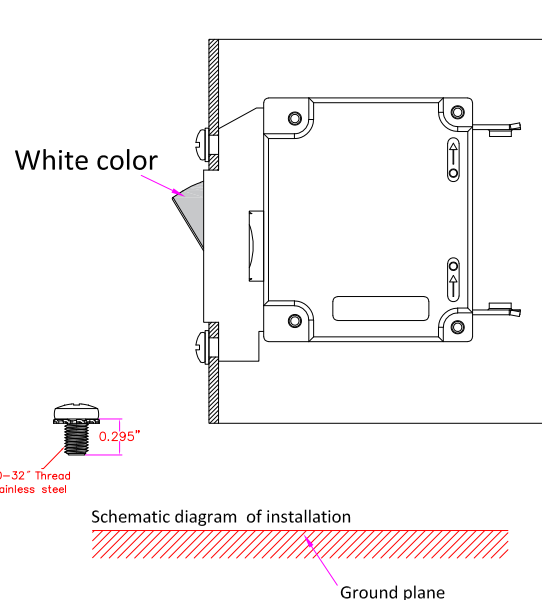
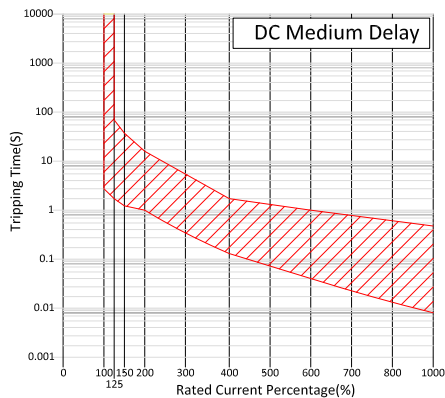
Operating Device	Two color Flat Rocker
Bracket	Snap-in rocker bracket
Number of Poles	1 pole ; 2 poles(one per multiple unit)
Rated Current	2.5A --- 50A
Maximum Voltage	240 VAC ; 65VDC
Interrupt Capacity	3000A @ 125VAC 1500A @ 250VAC 5000A @ 32VDC
Ambient Temperature	-40°C to +85°C
Circuit Breaker Type	Hydraulic-Magnetic - trip free
Mounting Screw	#6-32 Stainless Steel
Mounting Screw Torque	6 in-lb (0.68 Nm)
Terminal Screws	#10-32 Stainless Steel
Terminal Screws Torque	14 in-lb (1.58 Nm)
Mechanical Endurance	10,000 ON-OFF operations @ 6 per minute;
Switching cycles	

Panel Cutout Detail

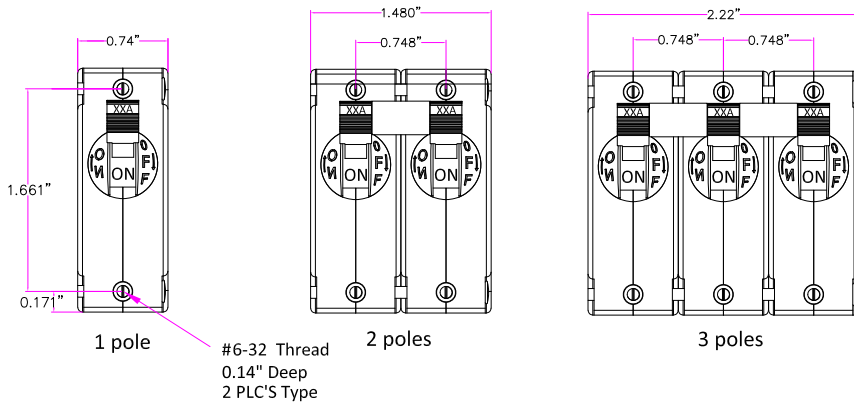
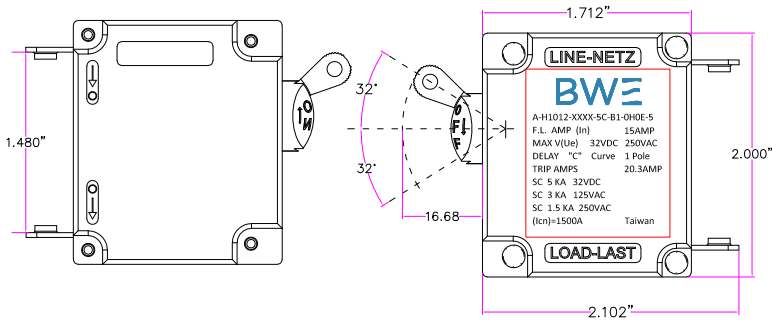


Time Current Operating Characteristics

Current / Delay Type	100%	125%	150%	200%	400%	600%
C	No trip	2.0-60	1.3-38	1.0-18	0.15-2	0.04-1

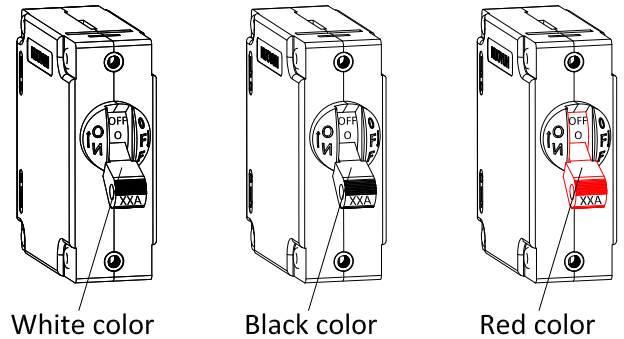
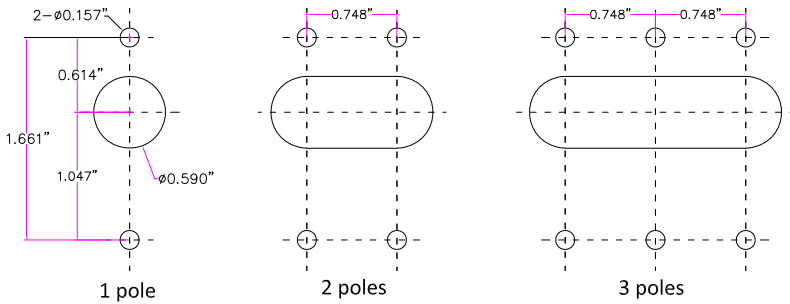


Notes:
1.All dimensions in inch;
2.Panel Cutout Detail (Tolerance: ±.005 inch);
3.Tolerance ± .02 inch unless otherwise specified.



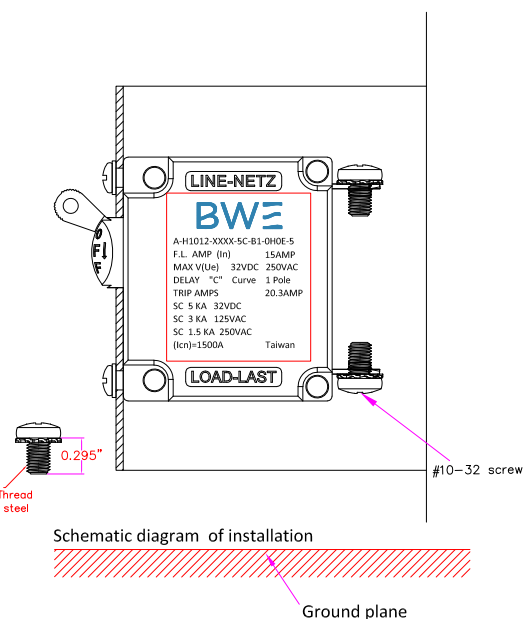
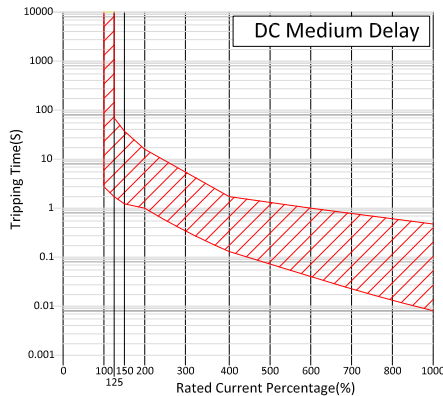
Operating Device	Toggle
Bracket	None
Number of Poles	1 ; 2 ; 3 (one per pole)
Rated Current	2.5A --- 50A
Maximum Voltage	240 VAC ; 65VDC
Interrupt Capacity	3000A @ 125VAC 1500A @ 250VAC 5000A @ 32VDC
Ambient Temperature	-40°C to +85°C
Circuit Breaker Type	Hydraulic-Magnetic - trip free
Mounting Screw	#6-32 Stainless Steel
Mounting Screw Torque	6 in-lb (0.68 Nm)
Terminal Screws	#10-32 Stainless Steel
Terminal Screws Torque	14 in-lb (1.58 Nm)
Mechanical Endurance Switching cycles	10,000 ON-OFF operations @ 6 per minute;

Panel Cutout Detail



Time Current Operating Characteristics

Current / Delay Type	100%	125%	150%	200%	400%	600%
C	No trip	2.0-60	1.3-38	1.0-18	0.15-2	0.04-1



Notes:
1. All dimensions in inch;
2. Panel Cutout Detail (Tolerance: ±0.05 inch);
3. Tolerance ±.02 inch unless otherwise specified.

Ordering Guide

A-Series Circuit Breaker



Sample Order

A T R - 15 - 2

Section

1 2 3 4 5

1. Series

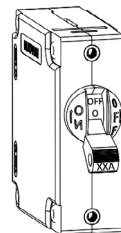
A

2. Actuator

T=Toggle
FR=Flat Rocker
RR=Raised Rocker*
RO=Restricted Off

3. Color

W=White
B=Black
R=Red



4. Amperage

2.5 =2.5 Amps	20 =20 Amps	40 =40 Amps
05 =5 Amps	25 =25 Amps	50 =50 Amps
10 =10 Amps	30 =30 Amps	
15 =15 Amps	35 =35 Amps	

5. Poles

1=One Pole
2=Two Pole*
3=Three Pole*

*In production and will be available soon.