

BATTERY SWITCHES



BATTERY SWITCHES

Bluewater Enterprises offers high quality battery switches for marine power management. Built with **corrosion-resistant materials**, they ensure **secure connections** and **efficient distribution**. Engineered for durability and safety, our switches keep your boat powered and ready.

VOLTAGE & CABLES

All Non-Motorized Switches

Max Voltage: 48VDC

Cable Size: 4/0 AWG

All Motorized Switches

Max Voltage: 16VDC

Cable Size: 26 AWG / Multipurpose 5 Wire

9800-006-10
Panel Mount9800-006-11
Surface Mount**ON/OFF
SWITCH**

- Single Circuit Switch
- 3/8" - 16 Tin-Plated Copper Studs
- Distance Between Mounting Holes: 2.17"

Continuous Rating: 300 Amps DC**Intermittent Rating:** 500 Amps DC (5 min)**Cranking Rating:** 900 Amps DC (30 sec)**MOQ:** 109800-007-10
Panel Mount9800-007-11
Surface Mount**OFF/1/2/BOTH
SWITCH**

- 3/8" - 16 Tin-Plated Copper Studs
- Distance Between Mounting Holes: 2.17"

Continuous Rating: 300 Amps DC**Intermittent Rating:** 500 Amps DC (5 min)**Cranking Rating:** 900 Amps DC (30 sec)**MOQ:** 10

Great For: Reliable power management, battery isolation, and safe high-current handling with secure connections.

9800-008-10
Panel Mount9800-008-11
Surface Mount**OFF/1/2
SWITCH**

- 3/8" - 16 Tin-Plated Copper Studs
- Distance Between Mounting Holes: 2.17"


Continuous Rating: 300 Amps DC**Intermittent Rating:** 500 Amps DC (5 min)**Cranking Rating:** 900 Amps DC (30 sec)**MOQ:** 109800-010-10
Panel Mount9800-010-11
Surface Mount**ON/OFF
DUAL CIRCUIT SWITCH**

- 3/8" - 16 Tin-Plated Copper Studs
- Distance Between Mounting Holes: 2.17"

Continuous Rating: 300 Amps DC**Intermittent Rating:** 500 Amps DC (5 min)**Cranking Rating:** 900 Amps DC (30 sec)**MOQ:** 109800-011-10
Panel Mount9800-011-11
Surface Mount**ON/OFF
DUAL CIRCUIT PLUS SWITCH**

- 3/8" - 16 Tin-Plated Copper Studs
- Distance Between Mounting Holes: 2.17"

Continuous Rating: 300 Amps DC**Intermittent Rating:** 500 Amps DC (5 min)**Cranking Rating:** 900 Amps DC (30 sec)**MOQ:** 10



9800-7101-00

AUTO CHARGING RELAY

- 3/8" - 16 Tin-Plated Copper Studs
- Distance Between Mounting Holes: 2.17"
- Automatically combines batteries when charging and isolates when not.

Continuous Rating: 120 Amps
Intermittent Rating: 140 Amps
MOQ: 10



9805-206-11

2 STUD MOTORIZED BATTERY SWITCH OR VSR

VSR automatically connects or disconnects batteries based on voltage; a 2-stud switch can function as one if wired accordingly.

- 3/8" - 16 Tin-Plated Copper Studs
- Distance Between Mounting Holes: 2.13"
- Available with Black, Red, or Yellow Knobs

Continuous Rating: 300 Amps DC
Intermittent Rating: 500 Amps DC (5 min)
Cranking Rating: 900 Amps DC (30 sec)



9805-211-11

4 STUD MOTORIZED BATTERY SWITCH W/ VSR

VSR automatically connects or disconnects batteries based on voltage level and is rated for 300 amps.

- 3/8" - 16 Tin-Plated Copper Studs
- Distance Between Mounting Holes: 2.13"
- Available with Black, Red, or Yellow Knobs

Continuous Rating: 300 Amps DC
Intermittent Rating: 500 Amps DC (5 min)
Cranking Rating: 900 Amps DC (30 sec)

Great For: Reliable power management, battery isolation, and safe high-current handling with secure connections.



MOTORIZED 32 VOLT SWITCH

- 3/8" - 16 Tin-Plated Copper Studs
- Distance Between Mounting Holes: 2.13"
- Available with Black, Red, or Yellow Knobs

Continuous Rating: 300 Amps DC
Intermittent Rating: 500 Amps DC (5 min)
Cranking Rating: 900 Amps DC (30 sec)
MOQ:

REMOTE ROCKER SWITCH ORDERING GUIDE

Overview	Part #	Function
Our remote rocker switches pair perfectly with our motorized switches for easy engine control and auxiliary battery charging. A safety slide window prevents accidental shut-offs, while red, green, and yellow LEDs indicate power status.	*2022	(ON)-OFF-(ON)
	2145	(ON)-OFF-(ON)
	2146	ON-OFF-ON
	2155-C	ON-ON


*All rocker switches have two lights, but the 2022 model features dual-color lighting.



REMOTE ROCKER SWITCH W/ SLIDE WINDOW

- LED Power Indicators (Red, Yellow, Green)
- Safety Window
- 1.97" H x 1.0" W

Tab size: .250
Control rating: 20A @4-14V / 15A @ 15-28V
MOQ:



BATTERY SWITCHES

SOLENOID REMOTE SWITCH WIRE SIZE AND CURRENT RATINGS

Wire Size	Cranking 30 Sec.	Intermittent 5 Min.	Continuous (UL 1107)
2/0 AWG (70mm2)	1,000A	400A	225A
4/0 AWG (120mm2)	1,100A	400A	300A
2x4/0 AWG (2x120mm2)	1,450A	700A	500A



9805-7700-0 (Latching)
9805-7713-0 (Auto Release)

SOLENOID REMOTE SWITCH

- Mounting Holes 0.21"
- Distance Between Mounting Holes: 2.99"

Terminal Stud Size: 3/8" - 16
Control Voltage: 9 -16VDC



9805-7101-0 (Latching)

SOLENOID REMOTE AUTO CHARGING RELAY


- Mounting Holes 0.19"
- Distance Between Mounting Holes: 2.13"

Terminal Stud Size: 3/8" - 16
Control Voltage: 9 -16VDC

Great For: Reliable power management, battery isolation, and safe high-current handling with secure connections.

SWITCH HOLDER DIAGRAMS



SINGLE BATTERY HOLDER



SINGLE BATTERY SWITCH HOLDER

- **Standard**
White: 17000-001-001
Black: 17000-001-000
- **With 38 Series Breaker Holes**
White: 17000-002-001
Black: 17000-002-000

DUAL BATTERY HOLDER



DUAL BATTERY SWITCH HOLDER

- **Standard**
White: 17000-003-001
Black: 17000-003-000
- **With 38 Series Breaker Holes**
White: 17000-004-001
Black: 17000-004-000
- **With Mid-Range & 38 Series Breaker Holes**
White: 17000-005-001
Black: 17000-005-000