

Single Circuit Battery Switch

ON/OFF 300A DC

Caution

- ▶ Disconnect positive battery terminal before installing.
- ▶ Consult marine electrical professional for proper wiring application.

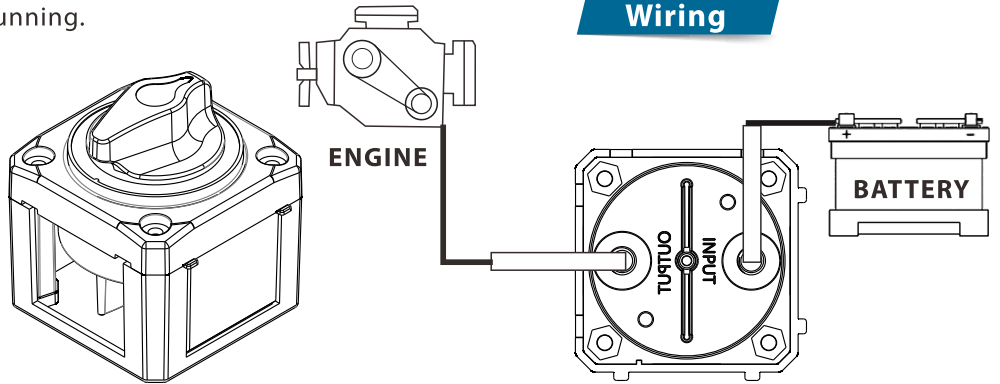
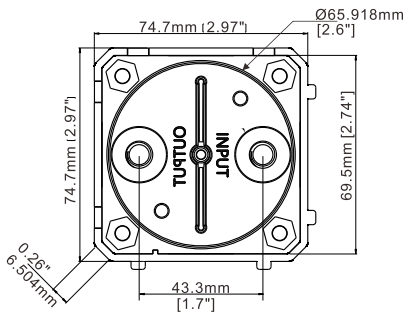
Installation

- ▶ Refer to the latest edition of NFPA 302 and/or ABYC E11 Standard for installation information.
- ▶ Attach one 4/0 AWG cable per terminal to meet ratings.
- ▶ Battery cable terminals must be attached under nut and lock washer. Torque 120 in-lb (13.56 N•m).

Operation

- ▶ Turn all appliances off before turning the battery switch to OFF.
- ▶ Do not switch to OFF while engine is running.

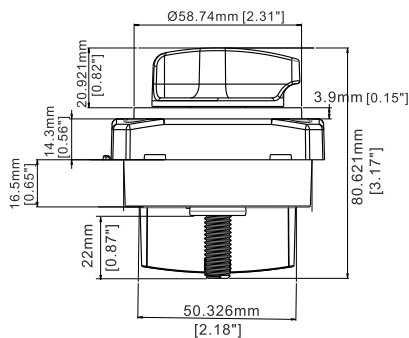
Dimension



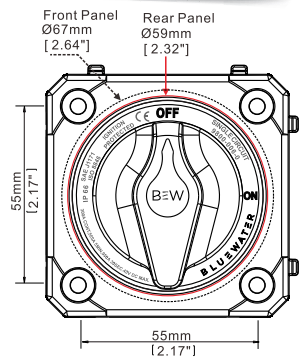
Wiring

Parts # 9801-000-X

- ▶ Color: 9801-000-0 (Black) Base Only
- ▶ Color: 9801-000-1 (Red) Base Only



Mounting Holes



Mounting

PATENT PENDING

